

**New in Crystal Reports 2008**

Empower end users to explore reports interactively

Create compelling reports with stunning visualizations

Develop powerful data mashups

Save valuable report design time

Enjoy comprehensive report deployment options and an improved report designer

**New in Crystal Reports 2008 Service Pack 0**

Publish personalized reports to thousands of recipients in one action

Connectivity to BusinessObjects Enterprise XI 3.0

**Core Benefits**

Access any data source

Flexible, powerful report designer

Strong developer community support

Award-winning customer service

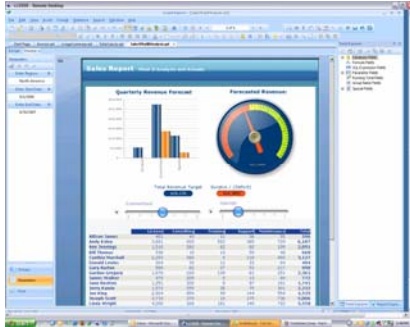


Figure 1: On-Report What-If Scenario Model

## TRANSFORMING DATA INTO ACTIONABLE INFORMATION

Crystal Reports<sup>®</sup> 2008 from Business Objects, an SAP company, is a powerful, dynamic, actionable reporting solution that helps you design, explore, visualize, and deliver reports via the Web or embedded in enterprise applications. Your end users consume reports with stunning visualizations, conduct on-report business modeling, and execute decisions instantly from the report itself – reducing dependency on IT and developers.

## INTERACT

### Explore Reports Interactively

**Xcelsius<sup>®</sup> integration.** Make informed decisions easily with visual what-if scenario models created in Xcelsius and embedded in your Crystal report. Use sliders, gauges, and dials to visualize the potential outcome of your decisions dynamically – without leaving the report file, and without any coding (Figure 1).

**Adobe Flex Builder integration.** Take action with operational reporting. Integrate operational workflows in your Crystal reports by embedding Adobe Flex (SWF) applications to easily perform tasks such as database write-back.

**Parameter panel.** Report designers can build parameter panels in both the report designer and the Winform and Webform .NET viewers, so end users can set parameter values without refreshing data and quickly view the information they need. On-report sorting, filtering, and report reformatting in the viewers lets users answer more questions with fewer, more flexible reports – significantly reducing their dependency on developers and IT (Figure 2).

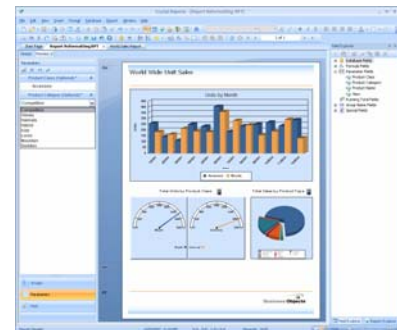


Figure 2: Parameter Panels Built in the .NET Viewer

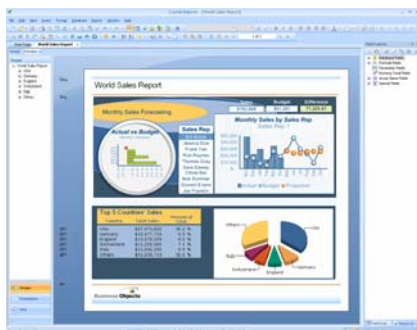


Figure 3: Dynamic Charts Built in Xcelsius and Embedded in Crystal Reports

## VISUALIZE

### Create Stunning Report Visualizations

**Adobe Flash integration.** Create stunning visualizations by adding dynamic charts, graphics, and even video files to your reports for compelling, interactive, and information-rich presentations. The SWF files can quickly be embedded in the report or linked via a Web site without coding (Figure 3).

**Flexible pagination.** Facilitate better online report viewing. Don't be limited by your printer to standard page sizes. Instead, customize reports for page size and page breaks, and combine portrait and landscape-oriented pages.

## DESIGN

### Develop Powerful Data Mashups

Easily integrate components designed in Flash and Flex without any coding, and significantly expand the scope of your application deployment.

Our enhanced Web services driver allows developers to combine the flexibility of XML and Web services with report formatting and visualization by linking report data to sophisticated data mashups, like integration with a third-party mapping system (Figure 4).

A new salesforce.com driver gives you easy access to complete customer data, turning it into actionable business information. Reports using the salesforce.com driver refresh when deployed to crystalreports.com.

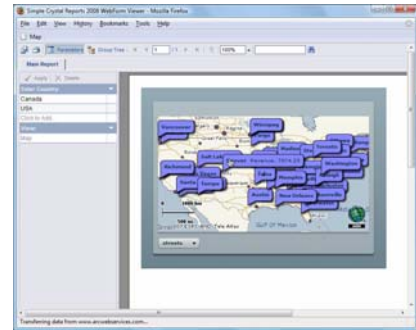


Figure 4: ESRI Mapping Service Embedded in Report Using an Application Designed in Adobe Flex

### Save Valuable Design Time

**Powerful crosstabs.** Add business-critical information to your reports without coding. Insert summary, variance, and any other custom calculations into a crosstab row or a column – especially useful for financial reports.

**Built-in barcode support.** Save design time and reduce your cost. Convert fields to Code39 barcodes with a click of your mouse (Figure 5).

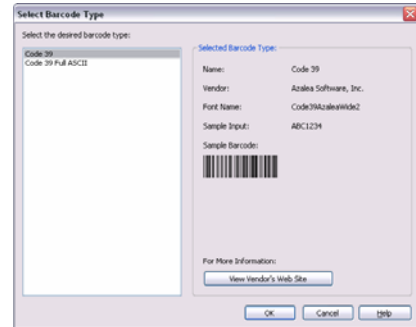


Figure 5: Built-In Barcode Support

## DEPLOY

### Enjoy Comprehensive Deployment Options

**Advanced report publishing.** Publish personalized invoices, statements, and other reports to thousands of recipients and lower your administration costs. With BusinessObjects™ Enterprise XI 3.0, multiple reports can be created based on different data sources, loaded with data, personalized for each recipient, combined into a single file, and then distributed to a dynamic list of recipients – all with a single action.

**Save reports directly to crystalreports.com.** Expand your deployment options when you open and save reports directly to crystalreports.com – without dependency on IT.

**Improved XML exporting.** Render reports in almost any format and enjoy faster and easier integration with industry-specific business processes without any custom coding. The extensive stylesheet language transformations (XSLT) embedded into the report file are triggered when exporting to XML.

**.NET report modification SDK.** The Report Application Server (RAS) software development kit (SDK) is now available for users of the Crystal Reports .NET application programming interface (API) without the use of a RAS server. Report modification such as changing, adding, or removing database providers, or adding, removing, or creating report objects, parameters, formulas, and sections can be achieved by accessing the RAS SDK through the Crystal Reports .NET SDK.

[businessobjects.com](http://businessobjects.com)

  
**Business Objects™**  
an SAP® company

© 2008 Business Objects. All rights reserved. Business Objects owns the following U.S. patents, which may cover products that are offered and licensed by Business Objects: 5,555,403; 5,857,205; 6,289,352; 6,247,008; 6,490,593; 6,578,027; 6,831,668; 6,768,986; 6,772,409; 6,882,998; 7,139,766; 7,299,419; 7,194,465; 7,222,130; 7,181,440 and 7,181,435. Business Objects and the Business Objects logo, BusinessObjects, Business Objects Crystal Vision, Business Process On Demand, BusinessQuery, Crystal Analysis, Crystal Applications, Crystal Decisions, Crystal Enterprise, Crystal Insider, Crystal Reports, Desktop Intelligence, Inight, the Inight Logo, LinguistX, Star Tree, Table Lens, ThingFinder, Timewall, Let there be light, Metify, NSite, Rapid Marts, RapidMarts, the Spectrum Design, Web Intelligence, Workmail and Xcelsius are trademarks or registered trademarks in the United States and/or other countries of Business Objects and/or affiliated companies. All other names mentioned herein may be trademarks of their respective owners. Part # WS514-A



## For More Information on SAP Business Objects or SAP Business One

**About Achieve IT Solutions** - Founded originally as Premier Business Systems, Inc. in 1989, Achieve IT Solutions has been implementing and supporting ERP Accounting Software for more than 20 years. For the first fifteen years of business Premier/Achieve IT was a top partner for Aperum; a small software publisher of the FACTS and TakeStock Distribution Systems.

In 2005, Achieve IT Solutions became an authorized Partner for the SAP Business One system, an ERP Accounting Software positioned for small to medium sized businesses. Since then, we have maintained Gold Level Partner status since 2006, and have expanded our presence to include the Greater Chicago Area, as well as New England.

While 2008 and 2009 were challenging years, that saw the demise of many ERP resellers, Achieve IT Solutions took a proactive and opportunistic approach to grow our practice. During this period, we acquired a more modern facility in Port Jefferson, NY and relocated our Corporate Headquarters. We also hired some of the most experienced individuals within the SAP community. Many of these individuals contributed to development and release of Achieve One, a comprehensive suite of applications that extend the feature and functionality set of SAP Business One.

In July 2009, Achieve IT Solutions became an authorized Partner for the SAP Business Objects portfolio of Business Intelligence (BI) and Reporting applications. As 2009 came to a close, Achieve IT was busy developing Achieve Business Insights, a state of the art BI solution that will integrate SAP Business One & Achieve One with SAP Business Objects Edge.

The entire Achieve IT Solutions team is dedicated to delivering the highest level of service and quality business applications in the market.

**Achieve IT Solutions**

[www.achieveits.com](http://www.achieveits.com)

**(631) 543-3200**

● New York ● Massachusetts ● Illinois

